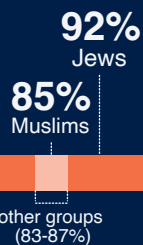


American Muslim Poll 2025: Evolving Electorate, Enduring Challenges

ISPU's American Muslim Poll 2025 includes new research that sheds light on the unique qualities of the American Muslim electorate and identifies persisting challenges faced by Muslims in the United States. These insights are critical to inform conversations about the trajectory of Muslim voters as well as to develop solutions that improve the lives of Muslims in the United States, and all Americans.

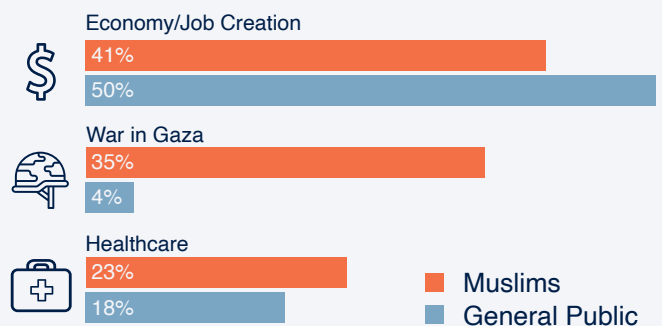
MORE MUSLIMS ARE REGISTERED TO VOTE THAN EVER BEFORE

Voter Registration

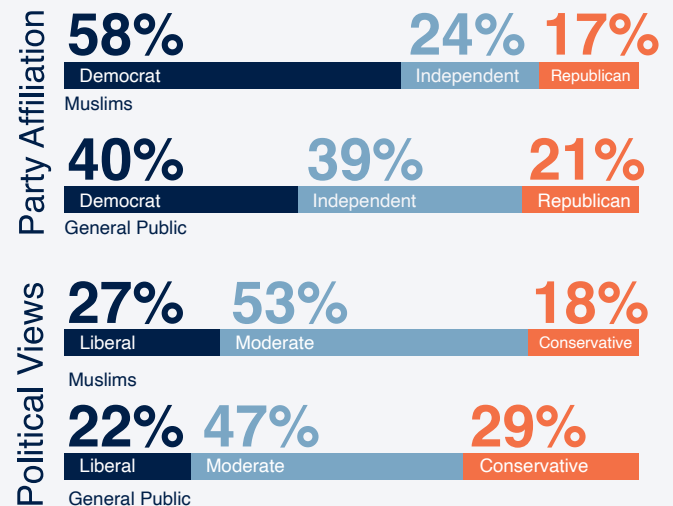


85% of Muslims are registered to vote in 2025, up from 60% in 2016, putting them on par with all other groups (83%-87%) except Jews (92%).

TOP ISSUES SHAPING MUSLIM VOTERS' 2024 PRESIDENTIAL CHOICE: ECONOMY, GAZA, AND HEALTHCARE



MUSLIMS HOLD DIVERSE POLITICAL VIEWS AND AFFILIATIONS



MUSLIMS ARE AMONG THE MOST CIVICALLY ENGAGED



22%

of Muslims contacted a federal elected official in the prior year, compared to 17% of the general public and 17% of Muslims in 2019



23%

of Muslims and 18% of Jews attended a town hall in the prior year, more likely than 4%-10% of other groups



15%


of Muslims and 12% of Jews volunteered for a political campaign in the prior year, more likely than 3%-8% of all other groups



19%

of Muslims donated to a political campaign in the prior year, less than Jews (30%) but on par with other groups

MUSLIMS ARE MOST LIKELY TO REPORT FACING OBSTACLES TO VOTE



37%

of Muslims report experiencing **obstacles** to voting, compared to 4%–16% of other groups.

Reported obstacles to voting:



Long wait times to cast a ballot

16%

6%

Muslims

General Public



Intimidation by private citizens

14%

2%

ISLAMOPHOBIA IS ON THE RISE

The Islamophobia Index, which measures the degree to which someone endorses anti-Muslim stereotypes, **rose sharply in 2025** compared to previous years.

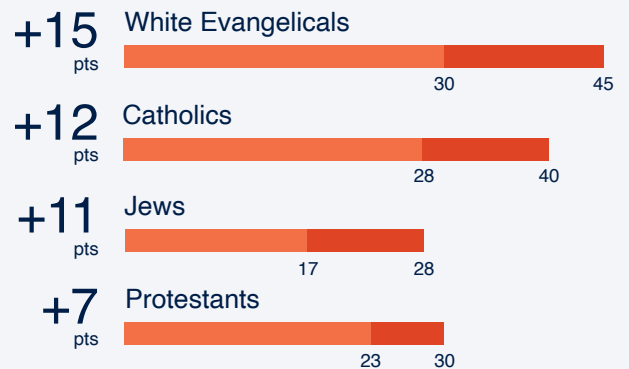


+8 pts

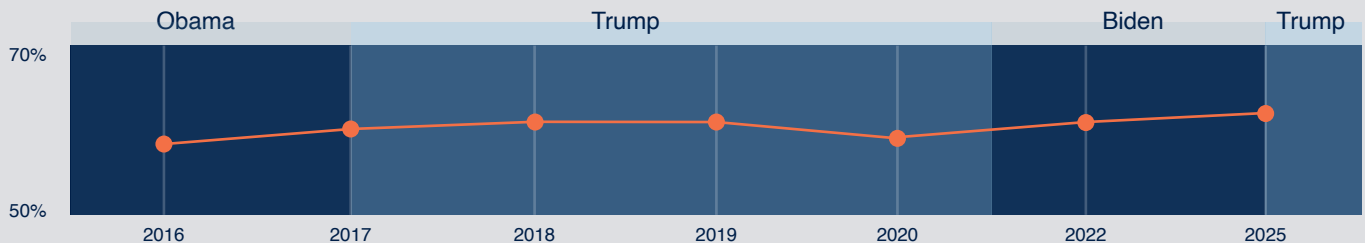


The general public jumped from 25 in 2022 to 33 in 2025 on a 0-100 scale. **This is the largest single-period increase on record**

This jump in Islamophobia was most pronounced among:

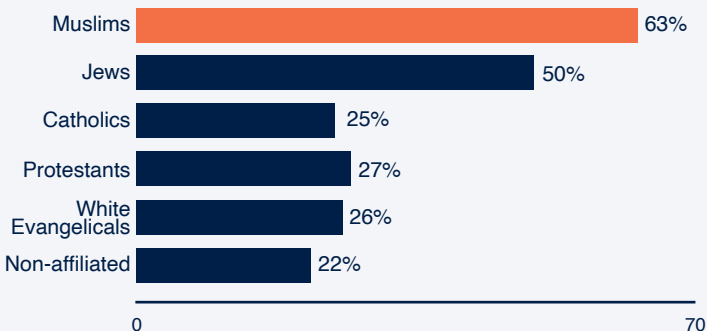


PERCENTAGE OF MUSLIMS FACING DISCRIMINATION OVER TIME

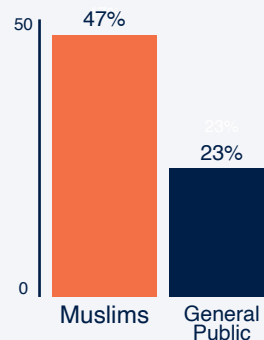


The lack of significant differences in the proportion of Muslims reporting religious discrimination across these years suggests that **who is in the White House does not impact the social and structural bias** in the everyday lives of Muslims.

MUSLIMS ARE MORE LIKELY THAN ANY OTHER RELIGIOUS GROUP TO REPORT EXPERIENCING DISCRIMINATION



REPORTS OF RELIGIOUS-BASED BULLYING OF MUSLIM CHILDREN HAVE HELD STEADY SINCE 2017



Of Muslim families with bullied children



49%

say the bully was an adult